

Lift King 10/2-Post 'Proline' Clearfloor Service Hoist with 'Double-S' Posts

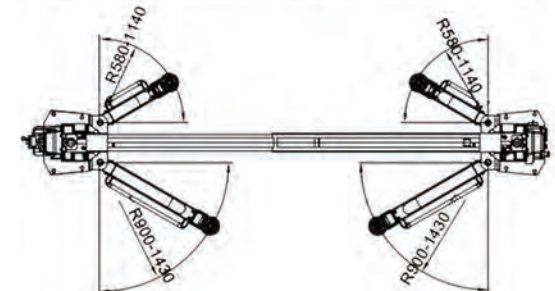
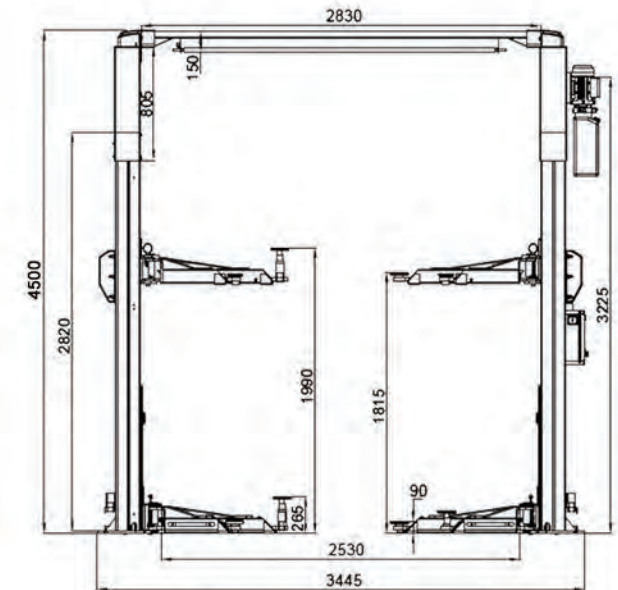


Specification

- Overall height: 4500 mm
- Capacity: 4500 kg
- Lifting height: 90-1900 mm
- Lifting time: ≤50s
- Overall width: 3445 mm
- Front arm reach: 580-1140 mm
- Rear arm reach: 900-1430 mm
- Drive through width: 2530 mm
- Net weight: 685 kg

* Can be installed as FULL Asymmetric style...

- Manual or Automatic Operation
- High Lift / High Clearance



Features

- Double hydraulic cylinders drive directly, easy for maintenance.
- Double "S" shape cross section designed column to guarantee strength.
- 3 stage lifting arms accommodates a wide range of vehicles.
- Automatic shut off system protects the top of the vehicle.
- Automatic arm lock system provides the lateral locking force.
- Each cylinder has the throttle to avoid the danger when the hose bursts.

www.herohoists.com.au



Single point lock release



Oil tube guard



Rubber door guard



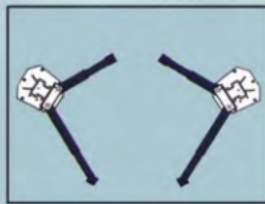
Lifting arm resistance system



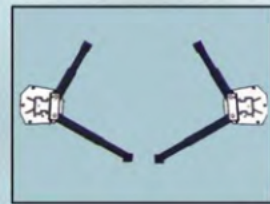
3-stage asymmetric arms



75mm
Double telescoping screw pad



Column offset (rotary asymmetric)



Columns facing each other (standard asymmetric)



Automatic shut-off system



Double "S" shape cross section design



Adapter storage bracket

FEATURES

- Double hydraulic cylinders drive directly, easy for maintenance.
- Double "S" shape cross section designed column to guarantee strength.
- 3 stage lifting arms accommodates a wide range of vehicles.
- Automatic shut off system protects the top of the vehicle.
- Automatic arm lock system provides the lateral locking force.
- Each cylinder has the throttle to avoid the danger when the hose bursts.



SPECIFICATION

Capacity	4500kgs
Lifting height	90 - 1900mm
Lifting time	≤50 s
Overall height	3.90m or 4.50m
Overall width	3445 mm
Front arm reach	580 - 1140 mm
Rear arm reach	900 - 1430 mm
Drive through width	2530 mm
Net weight	680 kg
Packing size	2880x460x750 mm